

For students studying the following courses at High Wycombe, Uxbridge and Aylesbury

BSc (Hons) Sports Therapy

BSc (Hons) Sports Therapy with Foundation Year

Your Welcome Week timetable can be found below.

All campus-based events on this timetable take place at our High Wycombe Campus. Directions to this campus can be found [here](#).

When attending events on campus, please make your way to the main University concourse where our Freshers' Helpers will be ready to direct you to the room that you need to be in.

When attending events online, please click on the link embedded within your timetable to join the event. Some helpful advice about accessing virtual events can be found at the end of this document.




Please ensure that you have completed our [online enrolment](#) process before attempting to collect your student ID card.

We will be running tours of our campus all week. These need to be booked in advance [here](#). When booking, please ensure you follow the checkout process all the way to the end to secure your place and, where possible, please try to book a tour for a day when you are already on-campus. Virtual tours of our campus can be viewed [here](#).

Our Students' Union will be running a programme of social events. You can find out more about these [here](#).

If you have any queries about this timetable please contact us via welcome@bucks.ac.uk. Thank you.

	Monday 21 st September	Tuesday 22 nd September	Wednesday 23 rd September	Thursday 24 th September	Friday 25 th September
9am – 10am			School Conference Gateway Lecture Theatre <i>Please arrive on the campus concourse from 8.45am and we will take you to your room.</i>	Your student ID card will be ready for you to collect from 'The Room' today if you have not already done so.	
10am – 11am	Library Induction Join	Career Success Join			Practical Recipes for Student Success Join
11am – noon			Your student ID card will be ready for you to collect from 'The Room' from 12 noon.	Virtual Fresher's Fair with the Students' Union More information can be found on our website .	Your student ID card will be ready for you to collect from 'The Room' today if you have not already done so.
Noon – 1pm	Foundation Year Welcome* Join				Foundation Year Catch-Up* Join
1pm – 2pm	Survive and Thrive Join	Blackboard Demonstration Join			
2pm – 3pm					
3pm – 4pm					
4pm – 5pm	Disability Services Orientation** Gateway Lecture Theatre				

Key:  Event on campus  Virtual event  Event only applicable to specified students

* Event only for students joining a 'with Foundation Year' course. ** Optional event for students who would like to know more about our Disability Services.

Joining Online Sessions



Join sessions early to check your audio and video settings are functioning properly.



Depending on what device you're using, you may have a preferred browser. However, for Blackboard Collaborate we strongly recommend Google Chrome.



To improve your connection to online sessions, turn off other applications that you do not need.



Listen to the instructions of your lecturer, they will tell you if the session is going to be recorded and other activities that you may be participating in that will require you to turn on your microphone or video function.

How to Participate in a Blackboard Collaborate Session



- Open Session Menu** (Get help, leave session, etc.)
- Share Audio:** mute or unmute your microphone
Important: you must keep your microphone muted until asked to unmute.
- Collaborate Panel** (Online chatting, settings, etc.)
- Your settings, status, feedback, etc.**
- Start or stop your camera**
- Raise or lower your hand**

Need help?

Student Online Learning Guides

 **Top 10 Tips for Online Learning** 
Click here

