

Welcome Week Timetable

For students studying nursing in the following group:

Group O

Your Welcome Week timetable can be found below.

Your school conference will take place at our Aylesbury Campus. Directions to this campus can be found [here](#).

When attending events on campus, please make your way into the main University reception area where our Freshers' Helpers will be ready to direct you to the room that you need to be in.

When attending events online, please click on the link embedded within your timetable to join the event. Some helpful advice about accessing virtual events can be found at the end of this document.

Please ensure that you have completed our [online enrolment](#) process before attending campus.

Virtual tours of our campus can be viewed [here](#).

Our Students' Union will be running a programme of social events. You can find out more about these [here](#).

If you have any queries about this timetable please contact us via welcome@bucks.ac.uk. Thank you.

	Monday 21 st September	Tuesday 22 nd September	Wednesday 23 rd September	Thursday 24 th September	Friday 25 th September
9am – 10am		School Conference Aylesbury Campus <i>Please arrive on Campus from 9.15am</i>			
10am – 11am	Survive and Thrive Join				
11am – noon			Career Success Join	Virtual Fresher's Fair with the Students' Union More information can be found on our website .	Blackboard Demonstration Join
Noon – 1pm					
1pm – 2pm	Library Induction Join	Disability Services Orientation** Aylesbury Campus Reception			
2pm – 3pm			Practical Recipes for Student Success Join		
3pm – 4pm					
4pm – 5pm	Blackboard Demonstration Join		Practical Recipes for Student Success Join		
5pm - 6pm	Survive and Thrive Join		Career Success Join		

Key: Event on campus
 Virtual event
 Event only applicable to specified students

This is a virtual catch-up event for any student unable to attend the daytime event

** Optional event for students wanting to know more about our Disability Services.

Joining Online Sessions



Join sessions early to check your audio and video settings are functioning properly.



Depending on what device you're using, you may have a preferred browser. However, for Blackboard Collaborate we strongly recommend Google Chrome.



To improve your connection to online sessions, turn off other applications that you do not need.



Listen to the instructions of your lecturer, they will tell you if the session is going to be recorded and other activities that you may be participating in that will require you to turn on your microphone or video function.

How to Participate in a Blackboard Collaborate Session






- Open Session Menu** (Get help, leave session, etc.)
- Share Audio:** mute or unmute your microphone
Important: you must keep your microphone muted until asked to unmute.
- Collaborate Panel** (Online chatting, settings, etc.)
- Your settings, status, feedback, etc.**
- Start or stop your camera**
- Raise or lower your hand**

Student Online Learning Guides



[Click here](#)



Need help?